

Introductory sub-table (I)(a)

Name of the Company: Impex Ferro Tech Limited			
Scrip Code, Name of the scrip, class of security: 532614, IMPEXFERRO, EQUITY			
Quarter ended: 31st December, 2012			
Partly paid-up shares:-			
	No. of partly paid-up shares	As a % of total no. of partly paid-up shares	As a % of total no. of shares of the company
Held by promoter/promoter group	NIL	NIL	NIL
Held by public	NIL	NIL	NIL
Total	NIL	NIL	NIL
Outstanding convertible securities:-			
	No. of outstanding securities	As a % of total no. of outstanding convertible securities	As a % of total no. of shares of the company, assuming full conversion of the convertible securities
Held by promoter/promoter group	NIL	NIL	NIL
Held by public	NIL	NIL	NIL
Total	NIL	NIL	NIL
Warrants:-			
	No. of warrants	As a % of total no. of warrants	As a % of total no. of shares of the company, assuming full conversion of warrants
Held by promoter/promoter group	NIL	NIL	NIL
Held by public	NIL	NIL	NIL
Total	NIL	NIL	NIL
Total paid-up capital of the company, assuming full conversion of warrants and convertible securities			
			67471604
			100



Statement Showing Shareholding Pattern

Category code	Category of Shareholder	Number of Shareholders	Table (I)(a)		Total shareholding as a percentage of total number of shares		Shares Pledged or otherwise encumbered	
			Total number of shares	Number of shares held in dematerialized form	As a percentage of (A+B) ¹	As a percentage of (A+B+C)	Number of shares	As a percentage
			(III)	(IV)	(V)	(VI)	(VII)	(VIII)
(A)	Shareholding of Promoter and Promoter Group²							
1	Indian							
(a)	Individuals/ Hindu Undivided Family	4	851800	851800	1.26	1.26	190860	22.41
(b)	Central Government/ State Government(s)	-	-	-	-	-	-	-
(c)	Bodies Corporate	4	43588046	43588046	64.60	64.60	-	-
(d)	Financial Institutions/ Banks	-	-	-	-	-	-	-
(e)	Any Others(Specify)	-	-	-	-	-	-	-
	Sub Total(A)(1)	8	44439846	44439846	65.86	65.86	190860	0.43
2	Foreign							
a	Individuals (Non-Residents Individuals/ Foreign Individuals)	-	-	-	-	-	-	-
b	Bodies Corporate	-	-	-	-	-	-	-
c	Institutions	-	-	-	-	-	-	-
d	Qualified Foreign Investor	-	-	-	-	-	-	-
e	Any Others(Specify)	-	-	-	-	-	-	-
	Sub Total(A)(2)							
	Total Shareholding of Promoter and Promoter Group (A)= (A)(1)+(A)(2)	8	44439846	44439846	65.86	65.86	190860	0.43
(B)	Public shareholding							
1	Institutions							
(a)	Mutual Funds/ UTI	-	-	-	-	-	-	-
(b)	Financial Institutions /Banks	-	-	-	-	-	-	-
(c)	Central Government/ State Government(s)	-	-	-	-	-	-	-
(d)	Venture Capital Funds	-	-	-	-	-	-	-
(e)	Insurance Companies	-	-	-	-	-	-	-
(f)	Foreign Institutional Investors	-	-	-	-	-	-	-
(g)	Foreign Venture Capital Investors	-	-	-	-	-	-	-
(h)	Qualified Foreign Investor	-	-	-	-	-	-	-
(i)	Any Other (specify)	-	-	-	-	-	-	-
	Sub-Total (B)(1)							
B 2	Non-institutions							
(a)	Bodies Corporate	274	13601758	13085758	20.16	20.16	-	-
(b)	Individuals							
I	i. Individual shareholders holding nominal share capital up to Rs 1 lakh	7045	4698599	4656598	6.96	6.96	-	-
II	ii. Individual shareholders holding nominal share capital in excess of Rs. 1 lakh.	87	4645592	4447492	6.89	6.89	-	-
(c)	Qualified Foreign Investor	-	-	-	-	-	-	-
(d)	Any Other (specify)	-	-	-	-	-	-	-
(d-i)	Clearing Member	5	3259	3259	0.00	0.00	-	-
(d-ii)	Non Resident Individual	41	82450	82450	0.12	0.12	-	-
(d-iii)	Trusts	1	100	100	0.00	0.00	-	-
	Sub-Total (B)(2)	7453	23031758	22275657	34.14	34.14		
(B)	Total Public Shareholding (B)= (B)(1)+(B)(2)	7453	23031758	22275657	34.14	34.14		
	TOTAL (A)+(B)	7461	67471604	66715503	100.00	100.00		
(C)	Shares held by Custodians and against which Depository Receipts have been issued							
1	Promoter and Promoter Group	-	-	-	-	-	-	-
2	Public	-	-	-	-	-	-	-
	Sub-Total (C)							
	GRAND TOTAL (A)+(B)+(C)	7461	67471604	66715503	100.00	100.00	190860	0.28



Sr.No	Notes
1	NIL
2	
3	
4	
5	
6	
7	
8	
9	



(D)(b) Statement showing holding of securities (including shares, warrants, convertible securities) of persons belonging to the category "Promoter and Promoter Group"


Sr. No.	Name of the shareholder	Details of Shares held			Encumbered shares (*)			Details of warrants		Details of convertible securities		Total shares (including underlying shares assuming full conversion of warrants and convertible securities) as a % of diluted share capital
		Number of shares held	As a % of grand total (A)+(B)+(C)	No.	As a percentage (V)=(V)/(III)*100	As a % of grand total (A)+(B)+(C) of sub-clause (I)(a)	Number of warrants held	As a % total number of warrants of the same class	Number of convertible securities held	As a % total number of convertible securities of the same class		
(i)	(ii)	(iii)	(iv)	(v)	(vi)=(v)/(iii)*100	(vii)	(viii)	(ix)	(x)	(xi)	(xii)	
	Director & their Relatives:											
1	Suresh Kumar Patni	466200	0.69	190860	40.94	0.28	-	-	-	-	0.69	
2	Ankit Patni	175600	0.26	-	-	-	-	-	-	-	0.26	
3	Rohit Patni	175000	0.26	-	-	-	-	-	-	-	0.26	
4	Sarita Patni	35000	0.05	-	-	-	-	-	-	-	0.05	
	Bodies Corporate:											
1	Suanvi Trading & Investment Co. Pvt. Ltd.	11483046	17.02	-	-	-	-	-	-	-	17.02	
2	Invesco Finance Private Limited	10871250	16.11	-	-	-	-	-	-	-	16.11	
3	Poddar Mech Tech Services Pvt. Ltd.	10633750	15.76	-	-	-	-	-	-	-	15.76	
4	Vasupujya Enterprises Private Limited	10600000	15.71	-	-	-	-	-	-	-	15.71	
	TOTAL	44439846	65.86	190860	0.43	0.28	-	-	-	-	65.86	

(*) The term "encumbrance" has the same meaning as assigned to it in regulation 28(3) of the SAST Regulations, 2011




(D)(c)(i) Statement showing holding of securities (including shares, warrants, convertible securities) of persons belonging to the category "Public" and holding more than 1% of the total number of shares

Sr. No.	Name of the shareholder	Number of shares held	Shares as a percentage of total number of shares {i.e., Grand Total (A)+(B)+(C) indicated in Statement at para (1)(a) above}	Details of warrants		Details of convertible securities		Total shares (including underlying shares assuming full conversion of warrants and convertible securities) as a % of diluted share capital
				Number of warrants held	As a % total number of warrants of the same class	Number of convertible securities held	% w.r.t total number of convertible securities of the same class	
1	Rishabh Stocks Private Limited	2025467	3.00	-	-	-	-	3.00
2	Aparajita Vanija Private Limited	2000000	2.96	-	-	-	-	2.96
3	Sudha Devi Prahaladka	1996500	2.96	-	-	-	-	2.96
4	Abhideep Global Finance Pvt. Ltd.	1500000	2.22	-	-	-	-	2.22
5	Sweetly Holdings Private Limited	1300250	1.93	-	-	-	-	1.93
6	BMA Wealth Creators Limited	1037627	1.54	-	-	-	-	1.54
TOTAL		9859844	14.61	-	-	-	-	14.61




(D)(c)(ii) Statement showing holding of securities (including shares, warrants, convertible securities) of persons (together with PAC) belonging to the category "Public" and holding more than 5% of the total number of shares of the company

Sr. No.	Name(s) of the shareholder(s) and the Persons Acting in Concert (PAC) with them	Number of shares	Shares as a percentage of total number of shares {i.e., Grand Total (A)+(B)+(C) indicated in Statement at para (D)(a) above}	Details of warrants		Details of convertible securities		Total shares (including underlying shares assuming full conversion of warrants and convertible securities) as a % of diluted share capital
				Number of warrants	As a % total number of warrants of the same class	Number of convertible securities held	% w.r.t total number of convertible securities of the same class	
1	NIL	NIL	NIL	NIL	NIL	NIL	NIL	NIL
2								
3								
TOTAL								



(D)(d) Statement showing details of locked-in shares

Sr. No.	Name of the shareholder	Number of locked-in shares	Locked-in shares as a percentage of total number of shares {i.e., Grand Total (A)+(B)+(C) indicated in Statement at para (D)(a) above}
1	Suanvi Trading & Investment Co. Pvt. Ltd.	2700000	4.00
2	Invesco Finance Pvt. Ltd.	4025000	5.97
3	Poddar Mech Tech Services Pvt. Ltd.	5000000	7.41
4	Vasupujya Enterprises Pvt. Ltd.	2275000	3.37
5	Aparajita Vanijya Pvt. Ltd.	2000000	2.96
6	Abhideep Global Finance Pvt. Ltd.	1500000	2.22
TOTAL		17500000	25.94



(II)(a) Statement showing details of Depository Receipts (DRs)

Sr. No.	Type of outstanding DR (ADRs, GDRs, SDRs, etc.)	Number of outstanding DRs	Number of shares underlying outstanding DRs	Shares underlying outstanding DRs as a percentage of total number of shares (i.e., Grand Total (A)+(B)+(C) indicated in Statement at para (I)(a) above)
1	NIL	NIL	NIL	NIL
2				
3				
TOTAL				

(II)(b) Statement showing holding of Depository Receipts (DRs), where underlying shares held by "promoter/promoter group" are in excess of 1% of the total number of shares

Sr. No.	Name of the DR Holder	Type of outstanding DR (ADRs, GDRs, SDRs, etc.)	Number of shares underlying outstanding DRs	Shares underlying outstanding DRs as a percentage of total number of shares (i.e., Grand Total (A)+(B)+(C) indicated in Statement at para (I)(a) above)
1	NIL	NIL	NIL	NIL
2				

