


Introductory sub-table (I)(a)

Name of the Company: Impex Ferro Tech Limited			
Scrip Code, Name of the scrip, class of security: 532614, IMPEXFERRO, EQUITY			
Quarter ended: 31st March, 2014			
Partly paid-up shares:-	No. of partly paid-up shares	As a % of total no. of partly paid-up shares	As a % of total no. of shares of the company
Held by promoter/promoter group	NIL	NIL	NIL
Held by public	NIL	NIL	NIL
Total	NIL	NIL	NIL
Outstanding convertible securities:	No. of outstanding securities	As a % of total no. of outstanding convertible securities	As a % of total no. of shares of the company, assuming full conversion of the convertible securities
Held by promoter/promoter group	NIL	NIL	NIL
Held by public	NIL	NIL	NIL
Total	NIL	NIL	NIL
Warrants:-	No. of warrants	As a % of total no. of warrants	As a % of total no. of shares of the company, assuming full conversion of warrants
Held by promoter/promoter group	NIL	NIL	NIL
Held by public	NIL	NIL	NIL
Total	NIL	NIL	NIL
Total paid-up capital of the company, assuming full conversion of warrants and convertible securities			
			81596604
			100



Statement Showing Shareholding Pattern								
Category code	Category of Shareholder	Number of Shareholders	Table (I)(a)		Total shareholding as a percentage of total number of shares		Shares Pledged or otherwise encumbered	
			Total number of shares	Number of shares held in dematerialized form	As a percentage of (A+B) ¹	As a percentage of (A+B+C)	Number of shares	As a percentage
(i)	(ii)	(iii)	(iv)	(v)	(vi)	(vii)	(viii)	(ix) = (viii)/(vii)*100
(A)	Shareholding of Promoter and Promoter Group ²							
1	Indian							
(a)	Individuals/ Hindu Undivided Family	4	851800	851800	1.04	1.04	190860	22.41
(b)	Central Government/ State Government(s)	-	-	-	-	-	-	-
(c)	Bodies Corporate	6	53578046	53578046	65.66	65.66	-	-
(d)	Financial Institutions/ Banks	-	-	-	-	-	-	-
(e)	Any Others(Specify)	-	-	-	-	-	-	-
	Sub Total(A)(1)	10	54429846	54429846	66.71	66.71	190860	0.35
2	Foreign							
a	Individuals (Non-Residents Individuals/ Foreign Individuals)	-	-	-	-	-	-	-
b	Bodies Corporate	-	-	-	-	-	-	-
c	Institutions	-	-	-	-	-	-	-
d	Qualified Foreign Investor	-	-	-	-	-	-	-
e	Any Others(Specify)	-	-	-	-	-	-	-
	Sub Total(A)(2)	-	-	-	-	-	-	-
	Total Shareholding of Promoter and Promoter Group (A)= (A)(1)+(A)(2)	10	54429846	54429846	66.71	66.71	190860	0.35
(B)	Public shareholding							
1	Institutions							
(a)	Mutual Funds/ UFI	-	-	-	-	-	-	-
(b)	Financial Institutions/ Banks	-	-	-	-	-	-	-
(c)	Central Government/ State Government(s)	-	-	-	-	-	-	-
(d)	Venture Capital Funds	-	-	-	-	-	-	-
(e)	Insurance Companies	-	-	-	-	-	-	-
(f)	Foreign Institutional Investors	-	-	-	-	-	-	-
(g)	Foreign Venture Capital Investors	-	-	-	-	-	-	-
(h)	Qualified Foreign Investor	-	-	-	-	-	-	-
(i)	Any Other (specify)	-	-	-	-	-	-	-
	Sub-Total (B)(1)	-	-	-	-	-	-	-
B 2	Non-institutions							
(a)	Bodies Corporate	245	19344637	18828637	23.71	23.71	-	-
(b)	Individuals							
I	Individuals - i. Individual shareholders holding nominal share capital up to Rs 1 lakh	6821	4641932	4599930	5.69	5.69	-	-
II	ii. Individual shareholders holding nominal share capital in excess of Rs. 1 lakh.	85	3091718	2893618	3.79	3.79	-	-
(c)	Qualified Foreign Investor	-	-	-	-	-	-	-
(d)	Any Other (specify)	-	-	-	-	-	-	-
(d-i)	Trusts	1	100	100	0.00	0.00	-	-
(d-ii)	Clearing Member	9	7412	7412	0.01	0.01	-	-
(d-iii)	Non Resident Individual	37	80959	80959	0.10	0.10	-	-
	Sub-Total (B)(2)	7198	27166758	26410656	33.29	33.29	-	-
(B)	Total Public Shareholding (B)= (B)(1)+(B)(2)	7198	27166758	26410656	33.29	33.29	-	-
	TOTAL (A)+(B)	7208	81596604	80840502	100.00	100.00	190860	0.23
(C)	Shares held by Custodians and against which Depository Receipts have been issued							
1	Promoter and Promoter Group	-	-	-	-	-	-	-
2	Public	-	-	-	-	-	-	-
	Sub-Total (C)	-	-	-	-	-	-	-
	GRAND TOTAL (A)+(B)+(C)	7208	81596604	80840502	100.00	100.00	190860	0.23




Sr.No	Notes
1	NIL
2	
3	
4	
5	
6	
7	
8	
9	



(D)(b) Statement showing holding of securities (including shares, warrants, convertible securities) of persons belonging to the category "Promoter and Promoter Group"

Sr. No.	Name of the shareholder	Details of Shares held			Encumbered shares (*)		Details of warrants		Details of convertible securities		Total shares (including underlying shares assuming full conversion of warrants and convertible securities) as a % of diluted share capital
		Number of shares held	As a % of grand total (A)+(B)+(C)	No.	As a percentage (V)=(VI)/(III)*100	As a % of grand total (A)+(B)+(C) of sub-clause (D)(a)	Number of warrants held	As a % total number of warrants of the same class	Number of convertible securities held	As a % total number of convertible securities of the same class	
(i)	(ii)	(iii)	(iv)	(v)	(vi)=(V)/(III)*100	(vii)	(viii)	(ix)	(x)	(xi)	(xii)
	Director & their Relatives:										
1	Suresh Kumar Pami	466200	0.57	190860	40.94	0.23	-	-	-	-	0.57
2	Ankit Pami	175600	0.22	-	-	-	-	-	-	-	0.22
3	Rohit Pami	175000	0.21	-	-	-	-	-	-	-	0.21
4	Sarita Pami	35000	0.04	-	-	-	-	-	-	-	0.04
	Bodies Corporate:										
1	Suanvi Trading & Investment Co. Pvt. Ltd.	15073046	18.47	-	-	-	-	-	-	-	18.47
2	Invesco Finance Private Limited	10871250	13.32	-	-	-	-	-	-	-	13.32
3	Poddar Mech Tech Services Pvt. Ltd.	10633750	13.03	-	-	-	-	-	-	-	13.03
4	Vasupriya Enterprises Private Limited	10600000	12.99	-	-	-	-	-	-	-	12.99
5	Shreyansh Leafin Private Limited	3950000	4.84	-	-	-	-	-	-	-	4.84
6	Whitestone Suppliers Private Limited	2450000	3.00	-	-	-	-	-	-	-	3.00
TOTAL		54429846	66.71	190860	0.35	0.23	-	-	-	-	66.59

(*) The term "encumbrance" has the same meaning as assigned to it in regulation 28(3) of the SASTI Regulations, 2011



(D)(c)(i) Statement showing holding of securities (including shares, warrants, convertible securities) of persons belonging to the category "Public" and holding more than 1% of the total number of shares

Sr. No.	Name of the shareholder	Number of shares held	Shares as a percentage of total number of shares {i.e., Grand Total (A)+(B)+(C) indicated in Statement at para (D)(a) above}	Details of warrants			Details of convertible securities		Total shares (including underlying shares assuming full conversion of warrants and convertible securities) as a % of diluted share capital
				Number of warrants held	As a % of total number of warrants of the same class	Number of convertible securities held	% w.r.t total number of convertible securities of the same class		
1	Sweety Holdings Pvt. Ltd.	2316876	2.84	-	-	-	-	2.84	
2	Rishabh Stocks Pvt. Ltd.	2125467	2.60	-	-	-	-	2.60	
3	Singrodia Bros. Holding Pvt. Ltd.	2010000	2.46	-	-	-	-	2.46	
4	Aparajita Vanijya Pvt. Ltd.	2000000	2.45	-	-	-	-	2.45	
5	Mayank Securities Pvt. Ltd.	1502000	1.84	-	-	-	-	1.84	
6	Indian Infotech and Software Ltd.	1125000	1.38	-	-	-	-	1.38	
7	BMA Wealth Creators Limited	1036777	1.27	-	-	-	-	1.27	
8	Rotomac Vinimay Pvt. Ltd.	1000000	1.23	-	-	-	-	1.23	
TOTAL		13116120	16.07	-	-	-	-	16.07	




(D)(c)(ii) Statement showing holding of securities (including shares, warrants, convertible securities) of persons (together with PAC) belonging to the category "Public" and holding more than 5% of the total number of shares of the company

Sr. No.	Name(s) of the shareholder(s) and the Persons Acting in Concert (PAC) with them	Number of shares	Shares as a percentage of total number of shares i.e., Grand Total (A)+(B)+(C) indicated in Statement at para (D)(a) above}	Details of warrants		Details of convertible securities		Total shares (including underlying shares assuming full conversion of warrants and convertible securities) as a % of diluted share capital
				Number of warrants	As a % total number of warrants of the same class	Number of securities held	% w.r.t total number of convertible securities of the same class	
1	NIL	NIL	NIL	NIL	NIL	NIL	NIL	NIL
2								
3								
TOTAL								



(D)(d) Statement showing details of locked-in shares

Sr.No.	Name of the shareholder	Number of locked-in	Locked-in shares as a percentage
1	Suanvi Trading & Investment Co. Pvt. Ltd.	15073046	18.47
2	Poddar Mech Tech Services Pvt. Ltd.	5000000	6.13
3	Invesco Finance Private Limited	4025000	4.93
4	Vasupujya Enterprises Pvt. Ltd.	1769321	2.17
5	Shreyansh Leafin Pvt. Ltd.	3950000	4.84
6	Whitestone Suppliers Pvt. Ltd.	2450000	3.00
7	Singrodia Bros. Holding Pvt. Ltd.	2010000	2.46
8	Indian Infotech and Software Ltd.	1125000	1.38
9	Rotomac Vinimay Pvt. Ltd.	1000000	1.23
	Total	36402367	44.61



(II)(a) Statement showing details of Depository Receipts (DRs)

Sr. No.	Type of outstanding DR (ADRs, GDRs, SDRs, etc.)	Number of outstanding DRs	Number of shares underlying outstanding DRs	Shares underlying outstanding DRs as a percentage of total number of shares (i.e., Grand Total (A)+(B)+(C) indicated in Statement at para (I)(a) above)
1	NIL	NIL	NIL	NIL
2				
3				
TOTAL				

(II)(b) Statement showing holding of Depository Receipts (DRs), where underlying shares held by "promoter/promoter group" are in excess of 1% of the total number of shares

Sr. No.	Name of the DR Holder	Type of outstanding DR (ADRs, GDRs, SDRs, etc.)	Number of shares underlying outstanding DRs	Shares underlying outstanding DRs as a percentage of total number of shares (i.e., Grand Total (A)+(B)+(C) indicated in Statement at para (I)(a) above)
1	NIL	NIL	NIL	NIL
2				

