



**Impex Ferro Tech Limited**  
**35, C.R.Avenue, Kolkata-700012**

**(I)(a) Statement showing Shareholding Pattern**

<b>Name of the Company: Impex Ferro Tech Limited</b>	
<b>Scrip Code:</b>	<b>532614</b>
<b>Quarter ended:</b>	<b>30.09.2009</b>

Category code	Category of shareholder	Number of shareholders	Total number of shares	Number of shares held in dematerialized form	Total shareholding as a percentage of total number of shares		Shares Pledged or otherwise encumbered	
					As a percentage of (A+B) <sup>i</sup>	As a percentage of (A+B+C)	Number of Shares	As a percentage (IX) = (VIII) / (IV) * 100
(I)	(II)	(III)	(IV)	(V)	(VI)	(VII)	(VIII)	(IX)
(A)	Promoter and Promoter Group <sup>ii</sup>							
(1)	Indian							
(a)	Individuals/ Hindu Undivided Family	8	856800	566800	3.4272	3.4272	190860	22.2759
(b)	Central Government/ State Government(s)	-	-	-	-	-	-	-
(c)	Bodies Corporate	4	13371000	4716000	53.484	53.484	4359000	32.6004
(d)	Financial Institutions/	-	-	-	-	-	-	-





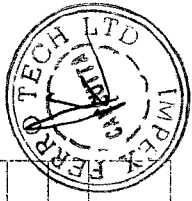
Category code	Category of shareholder	Number of shareholders	Total number of shares	Number of shares held in dematerialized form	Total shareholding as a percentage of total number of shares		Shares Pledged or otherwise encumbered	
					As a percentage of (A+B) <sup>1</sup> of (A+B+C)	As a percentage of (A+B+C)	Number of Shares	As a percentage  $(IX) = \frac{(VIII)}{(IV)} * 100$
(I)	(II)	(III)	(IV)	(V)	(VI)	(VII)	(VIII)	(IX) = $\frac{(VIII)}{(IV)} * 100$
	Banks							
(e)	Any Other (specify)	-	-	-	-	-	-	-
	<b>Sub-Total (A)(1)</b>	<b>12</b>	<b>14227800</b>	<b>5282800</b>	<b>56.9112</b>	<b>56.9112</b>	<b>4549860</b>	<b>31.9787</b>
(2)	<b>Foreign</b>							
(a)	Individuals (Non-Resident Individuals/Foreign Individuals)	Nil						
(b)	Bodies Corporate	Nil						
(c)	Institutions	Nil						
(d)	Any Other (specify)							
	<b>Sub-Total (A)(2)</b>	<b>Nil</b>						
	<b>Total Shareholding of Promoter and Promoter Group (A)= (A)(1)+(A)(2)</b>	<b>12</b>	<b>14227800</b>	<b>5282800</b>	<b>56.9112</b>	<b>56.9112</b>	<b>4549860</b>	<b>31.9787</b>
(B)	<b>Public shareholding<sup>iii</sup></b>							
(1)	<b>Institutions</b>							

N.A


N.A

N.A

N.A



Category code	Category of shareholder	Number of shareholders	Total number of shares	Number of shares held in dematerialized form	Total shareholding as a percentage of total number of shares		Shares Pledged or otherwise encumbered	
					As a percentage of (A+B)'	As a percentage of (A+B+C)	Number of Shares	As a percentage
(I)	(II)	(III)	(IV)	(V)	(VI)	(VII)	(VIII)	(IX) = (VIII) / (IV) * 100
(a)	Mutual Funds/UTI	-	-	-	-	-	-	-
(b)	Financial Institutions/Banks	-	-	-	-	-	-	-
(c)	Central Government/State Government(s)	-	-	-	-	-	-	-
(d)	Venture Capital Funds	-	-	-	-	-	-	-
(e)	Insurance Companies	-	-	-	-	-	-	-
(f)	Foreign Institutional Investors							
(g)	Foreign Venture Capital Investors	-	-	-	-	-	-	-
(h)	Any Other (specify)	-	-	-	-	-	-	-
	<b>Sub-Total (B)(I)</b>						N.A	N.A
<b>(2)</b>	<b>Non-institutions</b>							
(a)	Bodies Corporate	406	2848879	1732379	11.3955	11.3955		
(b)	Individuals - i. Individual	7800	4771961	4683900	19.0878	19.0878		




Category code	Category of shareholder	Number of shareholders	Total number of shares	Number of shares held in dematerialized form	Total shareholding as a percentage of total number of shares		Shares Pledged or otherwise encumbered	
					As a percentage of (A+B)'	As a percentage of (A+B+C)	Number of Shares	As a percentage
(I)	(II)	(III)	(IV)	(V)	(VI)	(VII)	(VIII)	(IX) = (VIII) / (IV) * 100
	shareholders holding nominal share capital up to Rs. 1 lakh.							
	ii. Individual shareholders holding nominal share capital in excess of Rs. 1 h.	102	3106617	1784517	12.4265	12.4265		
(c)	Any Other (specify)							
i	Non Resident Individual	47	44743	44743	0.1790	0.1790		
	<b>Sub-Total (B)(2)</b>	<b>8435</b>	<b>10772200</b>	<b>8245539</b>	<b>43.0888</b>	<b>43.0888</b>		
	<b>Total Public Shareholding (B) = (B)(1)+(B)(2)</b>	<b>8435</b>	<b>10772200</b>	<b>8245539</b>	<b>43.0888</b>	<b>43.0888</b>	<b>N.A</b>	<b>N.A</b>
	<b>TOTAL (A)+(B)</b>	<b>8435</b>	<b>25000000</b>	<b>13528339</b>	<b>100.00</b>	<b>100.00</b>		
(C)	Shares held by Custodians and against which Depository Receipts have	NIL			N.A		N.A	N.A

Category code	Category of shareholder	Number of shareholders	Total number of shares	Number of shares held in dematerialized form	Total shareholding as a percentage of total number of shares		Shares Pledged or otherwise encumbered	
					As a percentage of (A+B) <sup>1</sup>	As a percentage of (A+B+C)	Number of Shares	As a percentage
(I)	(II)	(III)	(IV)	(V)	(VI)	(VII)	(VIII)	(IX) = (VIII) / (IV) * 100
	been issued							
	GRAND TOTAL (A)+(B)+(C)	8447	25000000	13528339	100.00	100.00	4549860	18.1994

(D)(b) Statement showing Shareholding of persons belonging to the category "Promoter and Promoter Group"

Sr. No.	Name of the shareholder	Total Shares held		Shares pledged or otherwise encumbered		
		Number	As a % of grand total (A) + (B) + (C)	Number	As a percentage	As a % of grand total (A) + (B) + (C) of sub-clause (I)(a)
(I)	(II)	(III)	(IV)	(V)	(VI) = (V) / (III) * 100	(VII)
1.	Mr. Vimal Kumar Patni	235100	.9404	Nil		
2.	Mr. Suresh Kumar Patni	226100	.9044	190860	84.4140	0.7634
3.	Mr. Virendra Kumar Jain	175600	.7024	Nil	-	-
4.	Mr. Ajit Kumar Patni	175000	.7000	Nil	-	-
5.	Mr. Vijay Kumar Patni	20000	.0800	Nil	-	-
6.	Mr. Dharam Chand Patni	15000	.0600	Nil	-	-
7.	Smt. Babita Jain	5000	.0200	Nil	-	-
8.	Mr. Vikash Patni	5000	.0200	Nil	-	-



9.	Dhodwala Enterprises Ltd	4527500	18.1100	Nil	-	-	-
10.	VSN Agro Products Ltd	3930000	15.7200	1682500	42.8117	6.73	6.73
11.	Impex Cement Ltd	2559500	10.2380	1102500	43.0748	4.41	4.41
12.	Patni Metal & Ferro Alloys Ltd	2354000	9.4160	1574000	66.8649	6.296	6.296
	<b>TOTAL</b>	<b>14227800</b>	<b>56.9112</b>	<b>4549860</b>	<b>54.8763</b>	<b>18.1994</b>	<b>18.1994</b>

**(D)(c) Statement showing Shareholding of persons belonging to the category "Public" and holding more than 1% of the total number of shares**

Sr. No.	Name of the shareholder	Number of shares	Shares as a percentage of total number of shares {i.e., Grand Total (A)+(B)+(C) indicated in Statement at para (D)(a) above}
1.	Kalyaneshwary Metal Pvt Ltd	501000	2.0040
2.	VEE Point Commerce Pvt Ltd	362000	1.4480
3.	Mr. Prashanta Kumar Dash	280999	1.1240
	<b>TOTAL</b>	<b>1143999</b>	<b>4.5760</b>



**(I)(d) Statement showing details of locked-in shares**

Sr. No.	Name of the shareholder	Category of Shareholders (Promoters/Public)	Number of locked-in shares	Locked-in shares as a percentage of total number of shares {i.e., Grand Total (A)+(B)+(C) indicated in Statement at para (I)(a) above}
1.	Mr Suresh Kumar Patni	Promoter	226100	0.9044
2.	Mr Virendra Kumar Jain	Promoter	175600	0.7024
<b>TOTAL</b>			<b>401700</b>	<b>1.6068</b>

**(II)(a) Statement showing details of Depository Receipts (DRs)**

Sr. No.	Type of outstanding DR (ADRs, GDRs, SDRs, etc.)	Number of outstanding DRs	Number of shares underlying outstanding DRs	Shares underlying outstanding DRs as a percentage of total number of shares {i.e., Grand Total (A)+(B)+(C) indicated in Statement at para (I)(a) above}
1.	Nil			
<b>TOTAL</b>				

**(II)(b) Statement showing Holding of Depository Receipts (DRs), where underlying shares are in excess of 1% of the total number of shares**

Sr. No.	Name of the DR Holder	Type of outstanding DR (ADRs, GDRs, SDRs, etc.)	Number of shares underlying outstanding DRs	Shares underlying outstanding DRs as a percentage of total number of shares {i.e., Grand Total (A)+(B)+(C) indicated in Statement at para (I)(a) above}
1.	Nil			
<b>TOTAL</b>				

