



## Introductory sub-table (I)(a)


<b>Name of the Company: Impex Ferro Tech Limited</b>			
<b>Scrip Code, Name of the scrip, class of security: 532614, IMPEXFERRO, EQUITY</b>			
<b>Quarter ended: 31st December, 2013</b>			
<b>Partly paid-up shares:-</b>	<b>No. of partly paid-up shares</b>	<b>As a % of total no. of partly paid-up shares</b>	<b>As a % of total no. of shares of the company</b>
Held by promoter/promoter group	NIL	NIL	NIL
Held by public	NIL	NIL	NIL
<b>Total</b>	NIL	NIL	NIL
<b>Outstanding convertible securities:-</b>	<b>No. of outstanding securities</b>	<b>As a % of total no. of outstanding convertible securities</b>	<b>As a % of total no. of shares of the company, assuming full conversion of the convertible securities</b>
Held by promoter/promoter group	NIL	NIL	NIL
Held by public	NIL	NIL	NIL
<b>Total</b>	NIL	NIL	NIL
<b>Warrants:-</b>	<b>No. of warrants</b>	<b>As a % of total no. of warrants</b>	<b>As a % of total no. of shares of the company, assuming full conversion of warrants</b>
Held by promoter/promoter group	NIL	NIL	NIL
Held by public	NIL	NIL	NIL
<b>Total</b>	NIL	NIL	NIL
<b>Total paid-up capital of the company, assuming full conversion of warrants and convertible securities</b>			
		81596604	100



Statement Showing Shareholding Pattern									
Category code	Category of Shareholder	Number of Shareholders	Table (I)(a)			Total shareholding as a percentage of total number of shares		Shares Pledged or otherwise encumbered	
			Total number of shares	Number of shares held in dematerialized form	As a percentage of (A+B) <sup>1</sup>	As a percentage of (A+B+C)	Number of shares	As a percentage	
			(III)	(IV)	(V)	(VI)	(VII)	(VIII)	(IX)= (VIII)/(IV)*100
(A)	Shareholding of Promoter and Promoter Group <sup>2</sup>								
1	Indian								
(a)	Individuals/ Hindu Undivided Family	4	851800	851800	1.04	1.04	190860	22.41	
(b)	Central Government/ State Government(s)	-	-	-	-	-	-	-	
(c)	Bodies Corporate	6	53578046	53578046	65.66	65.66	-	-	
(d)	Financial Institutions/ Banks	-	-	-	-	-	-	-	
(e)	Any Others(Specify)	-	-	-	-	-	-	-	
	Sub Total(A)(1)	10	54429846	54429846	66.71	66.71	190860	0.35	
2	Foreign								
a	Individuals (Non-Residents Individuals/ Foreign Individuals)	-	-	-	-	-	-	-	
b	Bodies Corporate	-	-	-	-	-	-	-	
c	Institutions	-	-	-	-	-	-	-	
d	Qualified Foreign Investor	-	-	-	-	-	-	-	
e	Any Others(Specify)	-	-	-	-	-	-	-	
	Sub Total(A)(2)	-	-	-	-	-	-	-	
	Total Shareholding of Promoter and Promoter Group (A)= (A)(1)+(A)(2)	10	54429846	54429846	66.71	66.71	190860	0.35	
(B)	Public shareholding								
1	Institutions								
(a)	Mutual Funds/ UTI	-	-	-	-	-	-	-	
(b)	Financial Institutions / Banks	-	-	-	-	-	-	-	
(c)	Central Government/ State Government(s)	-	-	-	-	-	-	-	
(d)	Venture Capital Funds	-	-	-	-	-	-	-	
(e)	Insurance Companies	-	-	-	-	-	-	-	
(f)	Foreign Institutional Investors	-	-	-	-	-	-	-	
(g)	Foreign Venture Capital Investors	-	-	-	-	-	-	-	
(h)	Qualified Foreign Investor	-	-	-	-	-	-	-	
(i)	Any Other (specify)	-	-	-	-	-	-	-	
	Sub-Total (B)(1)	-	-	-	-	-	-	-	
B 2	Non-institutions								
(a)	Bodies Corporate	261	18958290	18442290	23.23	23.23	-	-	
(b)	Individuals								
I	Individuals -i. Individual shareholders holding nominal share capital up to Rs 1 lakh	6882	4652765	4610763	5.70	5.70	-	-	
II	ii. Individual shareholders holding nominal share capital in excess of Rs. 1 lakh.	83	3429893	3231793	4.20	4.20	-	-	
(c)	Qualified Foreign Investor	-	-	-	-	-	-	-	
(d)	Any Other (specify)	-	-	-	-	-	-	-	
(d-i)	Trusts	1	100	100	0.00	0.00	-	-	
(d-ii)	Clearing Member	6	37977	37977	0.05	0.05	-	-	
(d-iii)	Non Resident Individual	39	87733	87733	0.11	0.11	-	-	
	Sub-Total (B)(2)	7272	27166758	26410656	33.29	33.29	-	-	
(B)	Total Public Shareholding (B)= (B)(1)+(B)(2)	7272	27166758	26410656	33.29	33.29	-	-	
	TOTAL (A)+(B)	7282	81596604	80840502	100.00	100.00	190860	0.23	
(C)	Shares held by Custodians and against which Depository Receipts have been issued								
1	Promoter and Promoter Group	-	-	-	-	-	-	-	
2	Public	-	-	-	-	-	-	-	
	Sub-Total (C)	-	-	-	-	-	-	-	
	GRAND TOTAL (A)+(B)+(C)	7282	81596604	80840502	100.00	100.00	190860	0.23	




Sr.No	Notes
1	NIL
2	
3	
4	
5	
6	
7	
8	
9	



(I)(b) Statement showing holding of securities (including shares, warrants, convertible securities) of persons belonging to the category "Promoter and Promoter Group"


Sr. No.	Name of the shareholder	Details of Shares held		Encumbered shares (*)			Details of warrants		Details of convertible securities		Total shares (including underlying shares assuming full conversion of warrants and convertible securities) as a % of diluted share capital
		Number of shares held	As a % of grand total (A)+(B)+(C)	No.	As a percentage	As a % of grand total (A)+(B)+(C) of sub-clause (I)(a)	Number of warrants held	As a % total number of warrants of the same class	Number of convertible securities held	As a % total number of convertible securities of the same class	
(I)	(II)	(III)	(IV)	(V)	(VI)=(V)/(III)*100	(VII)	(VIII)	(IX)	(X)	(XI)	(XII)
	<b>Director &amp; their Relatives:</b>										
1	Suresh Kumar Patni	466200	0.57	190860	40.94	0.23	-	-	-	-	0.57
2	Ankit Patni	175600	0.22	-	-	-	-	-	-	-	0.22
3	Rohit Patni	175000	0.21	-	-	-	-	-	-	-	0.21
4	Sarita Patni	35000	0.04	-	-	-	-	-	-	-	0.04
	<b>Bodies Corporate:</b>										
1	Suanvi Trading & Investment Co. Pvt. Ltd.	15073046	18.47	-	-	-	-	-	-	-	18.47
2	Invesco Finance Private Limited	10871250	13.32	-	-	-	-	-	-	-	13.32
3	Poddar Mech Tech Services Pvt. Ltd.	10633750	13.03	-	-	-	-	-	-	-	13.03
4	Vasupujya Enterprises Private Limited	10600000	12.99	-	-	-	-	-	-	-	12.99
5	Shreyansh Leafin Private Limited	3950000	4.84	-	-	-	-	-	-	-	4.84
6	Whitestone Suppliers Private Limited	2450000	3.00	-	-	-	-	-	-	-	3.00
	<b>TOTAL</b>	<b>54429846</b>	<b>66.71</b>	<b>190860</b>	<b>0.35</b>	<b>0.23</b>	<b>-</b>	<b>-</b>	<b>-</b>	<b>-</b>	<b>66.69</b>

(\*) The term "encumbrance" has the same meaning as assigned to it in regulation 28(3) of the SAST Regulations, 2011



**(I)(c)(i) Statement showing holding of securities (including shares, warrants, convertible securities) of persons belonging to the category "Public" and holding more than 1% of the total number of shares**

Sr. No.	Name of the shareholder	Number of shares held	Shares as a percentage of total number of shares {i.e., Grand Total (A)+(B)+(C) indicated in Statement at para (I)(a) above}	Details of warrants		Details of convertible securities		Total shares (including underlying shares assuming full conversion of warrants and convertible securities) as a % of diluted share capital
				Number of warrants held	As a % total number of warrants of the same class	Number of convertible securities held	% w.r.t total number of convertible securities of the same class	
1	Sweety Holdings Pvt. Ltd.	2246876	2.75	-	-	-	-	2.75
2	Rishabh Stocks Pvt. Ltd.	2125467	2.60	-	-	-	-	2.60
3	Singrodia Bros. Holding Pvt. Ltd.	2010000	2.46	-	-	-	-	2.46
4	Aparajita Vanijya Pvt. Ltd.	2000000	2.45	-	-	-	-	2.45
5	Mayank Securities Pvt. Ltd.	1502000	1.84	-	-	-	-	1.84
6	Indian Infotech and Software Ltd.	1125000	1.38	-	-	-	-	1.38
7	BMA Wealth Creators Limited	1036777	1.27	-	-	-	-	1.27
8	Rotomac Vinimay Pvt. Ltd.	1000000	1.23	-	-	-	-	1.23
9	Sudha Devi Prahaladka	1000000	1.23	-	-	-	-	1.23
<b>TOTAL</b>		<b>14046120</b>	<b>17.21</b>	-	-	-	-	<b>17.21</b>



**(I)(c)(ii) Statement showing holding of securities (including shares, warrants, convertible securities) of persons (together with PAC) belonging to the category "Public" and holding more than 5% of the total number of shares of the company**

Sr. No.	Name(s) of the shareholder(s) and the Persons Acting in Concert (PAC) with them	Number of shares	Shares as a percentage of total number of shares {i.e., Grand Total (A)+(B)+(C) indicated in Statement at para (I)(a) above}	Details of warrants		Details of convertible securities		Total shares (including underlying shares assuming full conversion of warrants and convertible securities) as a % of diluted share capital
				Number of warrants	As a % total number of warrants of the same class	Number of convertible securities held	% w.r.t total number of convertible securities of the same class	
1	NIL	NIL	NIL	NIL	NIL	NIL	NIL	NIL
2								
3								
<b>TOTAL</b>								



(I)(d) Statement showing details of locked-in shares

Sr. No.	Name of the shareholder	Number of locked-in	Locked-in shares as a percentage
1	Suanvi Trading & Investment Co. Pvt. Ltd.	15073046	18.47
2	Poddar Mech Tech Services Pvt. Ltd.	5000000	6.13
3	Invesco Finance Private Limited	4025000	4.93
4	Vasupujya Enterprises Pvt. Ltd.	1769321	2.17
5	Shreyansh Leafin Pvt. Ltd.	3950000	4.84
6	Whitestone Suppliers Pvt. Ltd.	2450000	3.00
7	Singrodia Bros. Holding Pvt. Ltd.	2010000	2.46
8	Indian Infotech and Software Ltd.	1125000	1.38
9	Rotomac Vinimay Pvt. Ltd.	1000000	1.23
	<b>Total</b>	<b>36402367</b>	<b>44.61</b>



(II)(a) Statement showing details of Depository Receipts (DRs)

Sr. No.	Type of outstanding DR (ADRs, GDRs, SDRs, etc.)	Number of outstanding DRs	Number of shares underlying outstanding DRs	Shares underlying outstanding DRs as a percentage of total number of shares {i.e., Grand Total (A)+(B)+(C) indicated in Statement at para (I)(a) above}
1	NIL	NIL	NIL	NIL
2				
3				
<b>TOTAL</b>				

(II)(b) Statement showing holding of Depository Receipts (DRs), where underlying shares held by "promoter/promoter group" are in excess of 1% of the total number of shares

Sr. No.	Name of the DR Holder	Type of outstanding DR (ADRs, GDRs, SDRs, etc.)	Number of shares underlying outstanding DRs	Shares underlying outstanding DRs as a percentage of total number of shares {i.e., Grand Total (A)+(B)+(C) indicated in Statement at para (I)(a) above}
1	NIL	NIL	NIL	NIL
2				

