


Impex Ferro Tech Limited
35, C.R.Avenue; Kolkata-700012

(I)(a) Statement showing Shareholding Pattern

Name of the Company: Impex Ferro Tech Limited	
Scrip Code:	532614
Quarter ended:	30.09.2010


Category code	Category of shareholder	Number of shareholders	Total number of shares	Number of shares dematerialized form	Total shareholding as a percentage of total number of shares		Shares Pledged or otherwise encumbered	
					As a percentage of (A+B) ⁱ	As a percentage of (A+B+C)	Number of Shares	As a percentage
(I)	(II)	(III)	(IV)	(V)	(VI)	(VII)	(VIII)	(IX) = (VIII) / (IV) * 100
(A)	Promoter and Promoter Group ⁱⁱ							
(1)	Indian							
(a)	Individuals/ Hindu Undivided Family	7	851800	566800	1.7046	1.7046	190860	22.4067
(b)	Central Government/ State Government(s)	-	-	-	-	-	-	-
(c)	Bodies Corporate	6	29588046	20933046	59.2097	59.2097	Nil	Nil
(d)	Financial Institutions/	-	-	-	-	-	-	-






Category code	Category of shareholder	Number of shareholders	Total number of shares	Number of shares held in dematerialized form	Total shareholding as a percentage of total number of shares		Shares Pledged or otherwise encumbered	
					As a percentage of (A+B) ⁱ	As a percentage of (A+B+C)	Number of Shares	As a percentage $(IX) = (VIII) / (IV) * 100$
(I)	(II)	(III)	(IV)	(V)	(VI)	(VII)	(VIII)	(IX) = $(VIII) / (IV) * 100$
	Banks							
(e)	Any Other (specify)	-	-	-	-	-	-	-
	Sub-Total (A)(1)	13	30439846	21499846	60.9143	60.9143	190860	0.6270
(2)	Foreign							
(a)	Individuals (Non-Resident Individuals/ Foreign Individuals)	Nil						
(b)	Bodies Corporate	Nil						
(c)	Institutions	Nil						
(d)	Any Other (specify)							
	Sub-Total (A)(2)	Nil						
	Total	13	30439846	21499846	60.9143	60.9143	190860	0.6270
	Shareholding of Promoter and Promoter Group (A)=							
	(A)(1)+(A)(2)							
(B)	Public shareholding ⁱⁱⁱ						N.A	N.A
(1)	Institutions						N.A	N.A

Category code	Category of shareholder	Number of shareholders	Total number of shares	Number of shares held in dematerialized form	Total shareholding as a percentage of total number of shares		Shares Pledged or otherwise encumbered	
					As a percentage of (A+B) ¹	As a percentage of (A+B+C)	Number of Shares	As a percentage
(I)	(II)	(III)	(IV)	(V)	(VI)	(VII)	(VIII)	(IX) = (VIII) / (IV) * 100
(a)	Mutual Funds/UTI	-	-	-	-	-	-	-
(b)	Financial Institutions/Banks	-	-	-	-	-	-	-
(c)	Central Government/State Government(s)	-	-	-	-	-	-	-
(d)	Venture Capital Funds	-	-	-	-	-	-	-
(e)	Insurance Companies	-	-	-	-	-	-	-
(f)	Foreign Institutional Investors							
(g)	Foreign Venture Capital Investors	-	-	-	-	-	-	-
(h)	Any Other (specify)	-	-	-	-	-	-	-
	Sub-Total (B)(1)							
(2)	Non-institutions						N.A	N.A
(a)	Bodies Corporate	447	10351870	9205370	20.7155	20.7155	20.7155	-
(b)	Individuals - i. Individual	7571	4925382	4842128	9.8564	9.8564	9.8564	-






Category code	Category of shareholder	Number of shareholders	Total number of shares	Number of shares held in dematerialized form	Total shareholding as a percentage of total number of shares		Shares Pledged or otherwise encumbered	
					As a percentage of (A+B) ¹	As a percentage of (A+B+C)	Number of Shares	As a percentage $(IX) = (VIII) / (IV) * 100$
(I)	(II)	(III)	(IV)	(V)	(VI)	(VII)	(VIII)	(IX) = $(VIII) / (IV) * 100$
	shareholders holding nominal share capital up to Rs. 1 lakh.							
	ii. Individual shareholders holding nominal share capital in excess of Rs. 1 h.	119	4205859	2872509	8.4165	8.4165		
(c)	Any Other (specify)							
i	Non Resident Individual	39	48647	48647	0.0973	0.0973		
	Sub-Total (B)(2)	8176	19531758	16968654	39.0857	39.0857		
	Total Public Shareholding (B)= (B)(1)+(B)(2)	8176	19531758	16968654	39.0857	39.0857	N.A	N.A
	TOTAL (A)+(B)	8189	49971604	38468500	100.00	100.00		
(C)	Shares held by Custodians and Depository Receipts have	NIL			N.A		N.A	N.A

Category code	Category of shareholder	Number of shareholders	Total number of shares	Number of shares held in dematerialized form	Total shareholding as a percentage of total number of shares		Shares Pledged or otherwise encumbered	
					As a percentage of (A+B)	As a percentage of (A+B+C)	Number of Shares	As a percentage
(I)	(II)	(III)	(IV)	(V)	(VI)	(VII)	(VIII)	(IX) = (VIII) / (IV) * 100
	been issued							
	GRAND TOTAL	8189	49971604	38468500	100.00	100.00	190860	0.3819
	(A)+(B)+(C)							

(D)(b) Statement showing Shareholding of persons belonging to the category "Promoter and Promoter Group"


Sr. No.	Name of the shareholder	Total Shares held		Shares pledged or otherwise encumbered		
		Number	As a % of grand total (A) + (B) + (C)	Number	As a percentage	As a % of grand total (A) + (B) + (C) of sub-clause (D)(a)
(I)	(II)	(III)	(IV)	(V)	(VI) = (V) / (III) * 100	(VII)
1.	Mr. Vimal Kumar Patni	235100	.4705	Nil	-	-
2.	Mr. Suresh Kumar Patni	226100	.4525	190860	84.4140	0.3819
3.	Mr. Virendra Kumar Jain	175600	.3514	Nil	-	-
4.	Mr. Ajit Kumar Patni	175000	.3502	Nil	-	-
5.	Mr. Vijay Kumar Patni	20000	.0400	Nil	-	-
6.	Mr. Dharam Chand Patni	15000	.0300	Nil	-	-
7.	Mr. Vikash Patni	5000	.0100	Nil	-	-



8.	Dhodwala Enterprises Ltd	6090000	12.1869	Nil	-	-
9.	VSN Agro Products Ltd	5633750	11.2739	Nil	-	-
10.	Impex Cement Ltd	4494273	8.9937	Nil	-	-
11.	Patni Metal & Ferro Alloys Ltd	4288773	8.5824	Nil	-	-
12.	Sahyogi Distributors Ltd	7206250	14.4207	Nil	-	-
13.	Brahmand Udyog Ltd.	1875000	3.7521	Nil	-	-
	TOTAL	30439846	60.9143	190860	0.6270	0.3819

(D)(c) Statement showing Shareholding of persons belonging to the category "Public" and holding more than 1% of the total number of shares

Sr. No.	Name of the shareholder	Number of shares	Shares as a percentage of total number of shares {i.e., Grand Total (A)+(B)+(C) indicated in Statement at para (D)(a) above}
1.	Prastav Commerce Pvt Ltd	501000	1.0026
2.	Enarzier Commerce Pvt Ltd	1500000	3.0017
3.	Concast Bengal Industries Ltd.	1562500	3.1268
4.	Concast Ispat Ltd.	1562500	3.1268
	TOTAL	5126000	10.2579



(I)(d) Statement showing details of locked-in shares

Sr. No.	Name of the shareholder	Category of Shareholders (Promoters/Public)	Number of locked-in shares	Locked-in shares as a percentage of total number of shares {i.e., Grand Total (A)+(B)+(C) indicated in Statement at para (I)(a) above}
1.	Nil			
	TOTAL			

(II)(a) Statement showing details of Depository Receipts (DRs)

Sr. No.	Type of outstanding DR (ADRs, GDRs, SDRs, etc.)	Number of outstanding DRs	Number of shares underlying outstanding DRs	Shares underlying outstanding DRs as a percentage of total number of shares {i.e., Grand Total (A)+(B)+(C) indicated in Statement at para (I)(a) above}
1.	Nil			
	TOTAL			

(II)(b) Statement showing Holding of Depository Receipts (DRs), where underlying shares are in excess of 1% of the total number of shares

Sr. No.	Name of the DR Holder	Type of outstanding DR (ADRs, GDRs, SDRs, etc.)	Number of shares underlying outstanding DRs	Shares underlying outstanding DRs as a percentage of total number of shares {i.e., Grand Total (A)+(B)+(C) indicated in Statement at para (I)(a) above}
1.	Nil			
	TOTAL			

