



Introductory sub-table (I)(a)

Name of the Company: IMPEX FERRO TECH LIMITED			
Scrip Code, Name of the scrip, class of security: 532614, IMPEXFERRO, EQUITY			
Quarter ended: 30TH SEPTEMBER, 2011			
Partly paid-up shares:-	No. of partly paid-up shares	As a % of total no. of partly paid-up shares	As a % of total no. of shares of the company
Held by promoter/promoter group	NIL	NIL	NIL
Held by public	NIL	NIL	NIL
Total - D	NIL	NIL	NIL
Outstanding convertible securities:	No. of outstanding securities	As a % of total no. of outstanding convertible securities	As a % of total no. of shares of the company, assuming full conversion of the convertible securities
Held by promoter/promoter group	NIL	NIL	NIL
Held by public	NIL	NIL	NIL
Total - E	NIL	NIL	NIL
Warrants:-	No. of warrants	As a % of total no. of warrants	As a % of total no. of shares of the company, assuming full conversion of warrants
Held by promoter/promoter group	NIL	NIL	NIL
Held by public	NIL	NIL	NIL
Total - F	NIL	NIL	NIL
Total paid-up capital of the company, assuming full conversion of warrants and convertible securities (Grand Total (A+B+C)+ D+E+F)	49,971,604		100.00



Statement Showing Shareholding Pattern

Category code	Category of Shareholder	Number of Shareholders	Table (I)(a)		Total shareholding as a percentage of total number of shares		Shares Pledged or otherwise encumbered	
			Total number of shares	Number of shares held in dematerialized form	As a percentage of(A+B) ¹	As a percentage of (A+B+C)	Number of shares	As a percentage
(I)	(II)	(III)	(IV)	(V)	(VI)	(VII)	(VIII)	(IX)= (VIII)/(IV)*100
(A)	Shareholding of Promoter and Promoter Group²							
1	Indian							
(a)	Individuals/ Hindu Undivided Family	4	851,800	851,800	1.70	1.70	190,860	22.41
(b)	Central Government/ State Government(s)	-	-	-	-	-	-	-
(c)	Bodies Corporate	4	29,588,046	29,588,046	59.21	59.21	-	-
(d)	Financial Institutions/ Banks	-	-	-	-	-	-	-
(e)	Any Others(Specify)	-	-	-	-	-	-	-
	Sub Total(A)(1)	8	30,439,846	30,439,846	60.91	60.91	190,860	0.63
2	Foreign							
a	Individuals (Non-Residents Individuals/ Foreign Individuals)	-	-	-	-	-	-	-
b	Bodies Corporate	-	-	-	-	-	-	-
c	Institutions	-	-	-	-	-	-	-
d	Any Others(Specify)	-	-	-	-	-	-	-
	Sub Total(A)(2)	-	-	-	-	-	-	-
	Total Shareholding of Promoter and Promoter Group (A)= (A)(1)+(A)(2)	8	30,439,846	30,439,846	60.91	60.91	190,860	0.63
(B)	Public shareholding							
1	Institutions							
(a)	Mutual Funds/ UTI	-	-	-	-	-	-	-
(b)	Financial Institutions/ Banks	-	-	-	-	-	-	-
(c)	Central Government/ State Government(s)	-	-	-	-	-	-	-
(d)	Venture Capital Funds	-	-	-	-	-	-	-
(e)	Insurance Companies	-	-	-	-	-	-	-
(f)	Foreign Institutional Investors	-	-	-	-	-	-	-
(g)	Foreign Venture Capital Investors	-	-	-	-	-	-	-
(h)	Any Other (specify)	-	-	-	-	-	-	-
	Sub-Total (B)(1)	-	-	-	-	-	-	-
B 2	Non-institutions							
(a)	Bodies Corporate	292	8,497,950	7,981,950	17.01	17.01	-	-
(b)	Individuals							
I	Individuals -i. Individual shareholders holding nominal share capital up to Rs 1 lakh	7,323	4,814,177	4,732,176	9.63	9.63	-	-
II	ii. Individual shareholders holding nominal share capital in excess of Rs. 1 lakh.	127	6,167,727	4,834,377	12.34	12.34	-	-
(c)	Any Other (specify)	-	-	-	-	-	-	-
(c-i)	Non Resident Individual	39	47,899	47,899	0.10	0.10	-	-
(c-ii)	Trusts	1	100	100	0.00	0.00	-	-
(c-iii)	Clearing Member	8	3,905	3,905	0.01	0.01	-	-
	Sub-Total (B)(2)	7,790	19,531,758	17,600,407	39.09	39.09	-	-
(B)	Total Public Shareholding (B)= (B)(1)+(B)(2)	7,790	19,531,758	17,600,407	39.09	39.09	-	-
	TOTAL (A)+(B)	7,798	49,971,604	48,040,253	100.00	100.00	-	-
(C)	Shares held by Custodians and against which Depository Receipts have been issued							
1	Promoter and Promoter Group	-	-	-	-	-	-	-
2	Public	-	-	-	-	-	-	-
	Sub-Total (C)	-	-	-	-	-	-	-
	GRAND TOTAL (A)+(B)+(C)	7,798	49,971,604	48,040,253	100.00	100.00	190,860	0.38



Sr.No	Notes
1	NIL
2	
3	
4	
5	
6	
7	
8	
9	




(D)(b) Statement showing Shareholding of persons belonging to the category "Promoter and Promoter Group"

Sr. No.	Name of the shareholder	Total shares held		Shares pledged or otherwise encumbered		
		Number of shares	As a % of grand total (A)+(B)+(C)	Number	As a percentage	As a % of grand total (A)+(B)+(C) of sub-clause (I)(a)
(I)	(II)	(III)	(IV)	(V)	(VI)=(V)/(III)*100	(VII)
	Directors & Their Relatives:					
1	Suresh Kumar Patni	466,200	0.93	190,860	40.94	0.38
2	Sarita Patni	35,000	0.07	-	-	-
3	Rohit Patni	175,000	0.35	-	-	-
4	Ankit Patni	175,600	0.35	-	-	-
	Bodies Corporate :					
1	Suanvi Trading & Investment Co. Pvt. Ltd.	8,783,046	17.58	-	-	-
2	Invesco Finance Pvt.Ltd.	6,846,250	13.70	-	-	-
3	Poddar Mech Tech Services Pvt.Ltd.	5,633,750	11.27	-	-	-
4	Vasupujya Enterprises Pvt.Ltd.	8,325,000	16.66	-	-	-
TOTAL		30,439,846	60.91	190,860	0.63	0.38



(I)(c) Statement showing Shareholding of persons belonging to the category "Public" and holding more than 1% of the total number of shares

Sr. No.	Name of the shareholder	Number of shares	Shares as a percentage of total number of shares {i.e., Grand Total (A)+(B)+(C) indicated in Statement at para (I)(a) above}
1	Rishabh Stocks Pvt. Ltd.	2,025,467	4.05
2	BMA Wealth Creators Pvt Ltd.	1,041,418	2.08
3	NKP Steel Trading Pvt Ltd.	800,000	1.60
4	Prastav Commerce Pvt. Ltd.	501,000	1.00
5	Sudha Devi Prahaladka	1,996,500	4.00
TOTAL		6,364,385	12.74




(I)(d) Statement showing details of locked-in shares

Sr. No.	Name of the shareholder	Number of locked-in shares	Locked-in shares as a percentage of total number of shares {i.e., Grand Total (A)+(B)+(C) indicated in Statement at para (I)(a) above}
1			0.00
2	NIL		0.00
3			0.00
4			0.00
5			0.00
6			0.00
7			0.00
8			0.00
9			0.00
TOTAL		0	0.00



(II)(a) Statement showing details of Depository Receipts (DRs)

Sr. No.	Type of outstanding DR (ADRs, GDRs, SDRs, etc.)	Number of outstanding DRs	Number of shares underlying outstanding DRs	Shares underlying outstanding DRs as a percentage of total number of shares {i.e., Grand Total (A)+(B)+(C) indicated in Statement at para (I)(a) above}
1				0.00
2				0.00
3	NIL			0.00
4				0.00
5				0.00
6				0.00
7				0.00
8				0.00
9				0.00
TOTAL		0	0	0.00



(II)(b) Statement showing holding of Depository Receipts (DRs), where underlying shares held by "promoter/promoter group" are in excess of 1% of the total number of shares

Sr. No.	Name of the DR Holder	Type of outstanding DR (ADRs, GDRs, SDRs, etc.)	Number of shares underlying outstanding DRs	Shares underlying outstanding DRs as a percentage of total number of shares (i.e., Grand Total (A)+(B)+(C) indicated in Statement at para (I)(a) above)
1				0.00
2	NIL			0.00
3				0.00
4				0.00
5				0.00
6				0.00
7				0.00
8				0.00
9				0.00
				0.00
TOTAL			0	0.00

